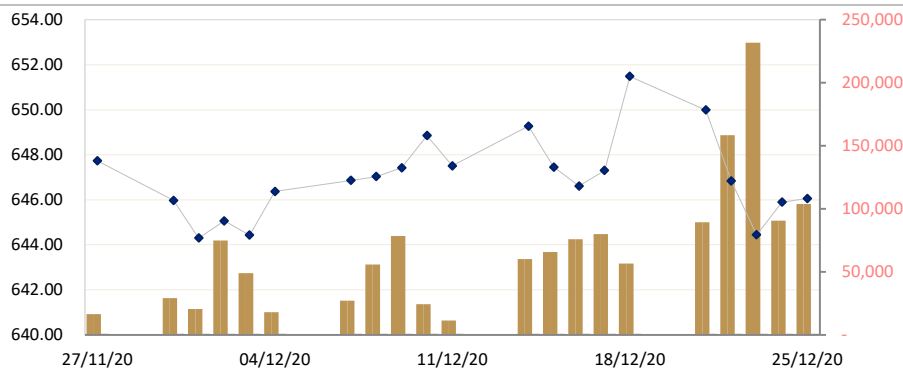




CAMBODIA SECURITIES EXCHANGE: MARKET SUMMARY

| Index / Companies | Previous Day | Open   | Closing | Change | % Change | From Listed till Today |        | Volume  | Value (KHR) |
|-------------------|--------------|--------|---------|--------|----------|------------------------|--------|---------|-------------|
|                   |              |        |         |        |          | High                   | Low    |         |             |
| Index             | 645.89       | 646.34 | 646.06  | 0.17   | ▲0.03    | 1,108                  | 305    | 103,817 | 232,753,460 |
| PPWSA             | 5,940        | 6,100  | 6,080   | 140.   | ▲2.36    | 10,300                 | 2,700  | 3,277   | 19,392,840  |
| GTI               | 3,250        | 3,350  | 3,250   | 0      | 0.00     | 9,780                  | 2,110  | 23      | 76,850      |
| PPAP              | 11,600       | 11,700 | 11,780  | 180.   | ▲1.55    | 13,380                 | 4,600  | 217     | 2,536,220   |
| PPSP              | 1,330        | 1,330  | 1,290   | -40.   | ▼3.01    | 3,650                  | 1,260  | 94,839  | 122,063,570 |
| PAS               | 14,000       | 14,180 | 13,980  | -20.   | ▼0.14    | 23,800                 | 4,620  | 194     | 1,339,940   |
| ABC               | 17,060       | 17,120 | 17,040  | -20.   | ▼0.12    | 23,600                 | 16,180 | 4,995   | 85,156,120  |
| PEPC              | 2,980        | 2,990  | 2,980   | 0      | 0.00     | 3,990                  | 2,750  | 272     | 1,339,940   |

CSX DAILY STOCK INDEX (Last 30 Days)



LISTED COMPANIES

|          |                                   |
|----------|-----------------------------------|
| PPWSA    | Phnom Penh Water Supply Authority |
| Industry | Water Utility                     |
| GTI      | Grant Twins Int. (Cambodia) Plc.  |
| Industry | Apparel Clothing                  |
| PPAP     | Phnom Penh Autonomous Port.       |
| Industry | Port Services                     |
| PPSP     | Phnom Penh SEZ PLC.               |
| Industry | SEZ Developer                     |
| PAS      | Sihanouk Ville Autonomous Port.   |
| Industry | Port Services                     |
| ABC      | ACLEDA Bank                       |
| Industry | Financial                         |
| PEPC     | PESTECH Cambodia                  |
| Industry | Electricity                       |

SECURITIES NEWS

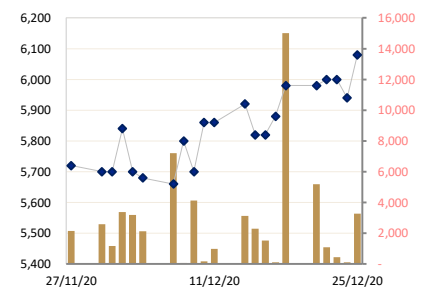
CAMBODIA : Market Watch

The Cambodia Securities Exchange (CSX) index rose 1.45 points (0.23 percent) to close at 645.89 points. Trading value was relatively low at 206,585,190 million riels with 90,581 shares exchanged. The day was led by the usual market mover ABC, which rose 40 riels to close at 17,060, recovering most of the previous day's losses and registering 78 million riels in daily trading value. PPSP had the highest number of trades, falling 10 riels to 1,330 a share with 102 million riels in value and 78,443 shares exchanged. It was a better day for PAS and PEPC, which rose 100 and 80 riels while GTI and PWSA fell 100 and 60 riels. (Khmer Time New)

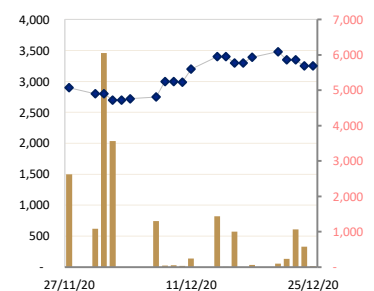
CAMBODIA : Market 'undecided' on share value in PPSP as its liquidity soars

The market appears undecided whether the recent fall in the share price of industrial park operator Phnom Penh Special Economic Zone (CSX: PPSP) now offers a good investment opportunity. The board is currently awaiting approval for the share buyback plan submitted to the regulator last week. PPSP shareholders approved the buyback strategy in replacement of a dividend payment in late October. Liquidity in the stock has soared since its price reached its record low of 1,310 riels a share at the close of trade last Friday. PPSP share transactions registered a record high on Wednesday with more than 290 million riels and 217,740 shares exchanged. Monday through Wednesday this week, trading reached a combined total of 589 million riels with 439,090 shares exchanged. However, despite the recent high liquidity, the stock price has held relatively steady, in trading above the 1,300 riels/share mark. The current price represents more than a 50 percent drop from the initial public offering (IPO) of 2,890 riels per share in 2016. At a fundamental level the stock has the highest price-to-earnings ratio (P/E) of any listed company on the exchange at a little over 53 compared with the lowest P/E ratio on the exchange of around 5.5 held by Phnom Penh Autonomous Port (CSX: PPAP). The P/E ratio is a measure of earnings per share over a company's last four quarterly reports and is traditionally used for valuing stocks to determine whether they are over-priced or underpriced. (Khmer Times New)

PPWSA DAILY STOCK PRICE



GTI DAILY STOCK PRICE



**CAMBODIA : RMA Cambodia awarded ‘best local currency bond’ on CSX**

RMA Cambodia’s corporate bond (CSX: RMAC25A) has been awarded the gold standard as “the best local currency bond” in Cambodia by the Assets Asian Awards 2020. The award stated it was the first time that Credit Guarantee and Investment Facility (CGIF) status had been provided to a corporate bond in Cambodia as well as the first time that a non-financial institution has raised financing in the Cambodian capital market. RMA’s corporate bond (its first) was listed in April this year. The issuance of 800,000 bonds at 100,000 riels each raised 80 billion riels (\$20 million). The five-year amortised bond has a coupon rate of 5.5 percent per annum. Speaking about the award, RMA Cambodia Chief Executive Officer Ngorn Saing said: “We are very excited and proud to be the first non-financial institution to have raised capital on the Cambodian Stock Exchange. This is a very positive step for the Cambodian economy as a whole and as more and more companies realise the benefits of listing, it will help the entire Cambodian economy grow.” SBI Royal Securities (SBI) was the sole adviser for the bond listing. SBI Managing Director Seng Chan Thoeun said: “The award witnesses the importance of the bond market in capital raising and that the bond market has become a viable channel for raising funds. Although the [amount of funds raised via bond issuance] is smaller than [the amount that comes from] direct loans from the offshore market, corporate bond issuance has a broader investor base and does not generally need collateral. For companies that do not have a lot of land, fixed assets or securities, for example foreign-owned companies, a corporate bond is an [effective and appropriate] funding option. Having multiple options in fundraising provides greater flexibility in managing funding costs and sustaining a company’s growth.” (*Khmer Time New*)

**BUSINESS & ECONOMIC NEWS**

**CAMBODIA : Stamp duty tax exemption extended for another year**

The government has decided to extend the stamp duty tax exemption deadline for property worth less than \$70,000 from January to December 2021. The official announcement, released this week, is intended to boost the economy by encouraging more property transactions. In its announcement, the government also urged developers to provide more discounts to buyers. This is an extension of the stamp duty tax exemption first announced by Prime Minister Hun Sen on Feb 24. That exemption was due to expire at the end of this year. The exemption applies to property developers registered at the Ministry of Economy and Finance. Its purpose is to reduce housing prices as low as possible for low- to middle-income citizens. The exemption also includes condominiums. At present, the stamp duty tax on real estate including houses, buildings and other types of property is set at 4 percent. Group Chief Executive Officer of Cambodian Investment Management Anthony Galliano said the extension of the elimination of the tax for transactions under \$70,000 would benefit the affordable housing sector and the lower- to middle-class most. (*Khmer Time New*)

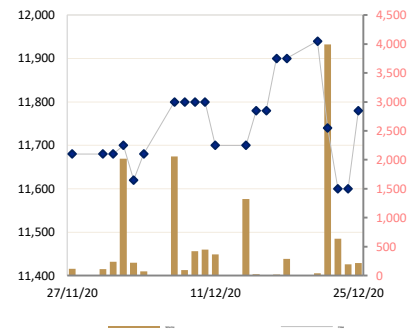
**CAMBODIA : PPSP subsidiary breaks ground on a new rental warehouse**

Phnom Penh Special Economic Zone (CSX: PPSP) subsidiary Sahas Properties Co Ltd broke ground this week on a new rental warehouse located inside the Phnom Penh Special Economic Zone along National Road 4. The new development, costing around \$1 million, was commissioned after the subsidiary’s first four-unit rental factory building was built and partially leased out this year. There are currently two tenants under the new subsidiary, Seikawa (Cambodia) Technology Co Ltd, a manufacturer of plastic parts for electrical and electronic devices from China, and WCFO (CAMBODIA) Co Ltd, another Chinese manufacturer, producing fibre optic devices for export to Japan and the United States. However, the company would not disclose rental rates, stating: “The prices are confidential based on our tenant agreements.” According to the company, total employment in the zone rose from 21,000 in January to 26,000 in November, with its exports for the same period valued at \$547 million. This represents a 13.7 percent increase from the same period year to date. The main business of PPSP (established in 2006) is to develop and operate the zone but they also have several new businesses active, including construction, security, tax consultation and support, property development and management. (*Khmer Time New*)

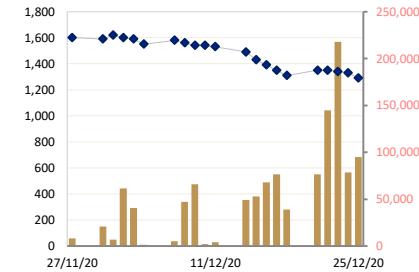
**CAMBODIA : Gov’t predicts per capita GDP will reach \$1,771 next year**

The Cambodian government has projected the country’s per capita gross domestic product (GDP) will reach \$1,771 by the end of 2021, up from \$1,600 this year, an anticipated increase of 10.6 percent. The projection was announced by the Minister of Economy and Finance Aun Pornmoniroth while leading his team in defending the draft budget law for 2021 in the Senate, according to state media Agence Kampucha Presse. It was reported that he stated the growth was made possible through various efforts of the government, which included the provision of tax incentives for small and medium-sized enterprises and key industries including tourism and hospitality. Pornmoniroth added that although overall manufacturing exports had been hit by

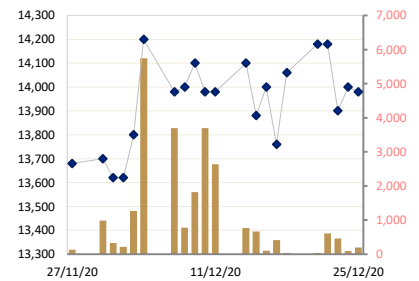
**PPAP DAILY STOCK PRICE**



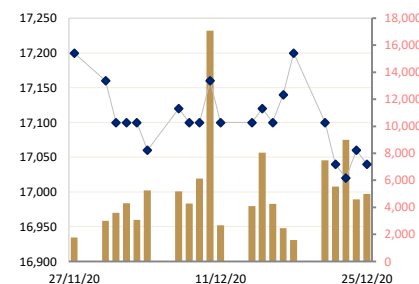
**PPSP DAILY STOCK PRICE**



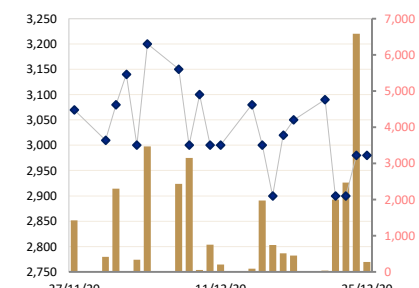
**PAS DAILY STOCK PRICE**



**ABC DAILY STOCK PRICE**



**PEPC DAILY STOCK PRICE**



the pandemic, exports of bicycles, electrical and vehicle parts and accessories are all now rising. Exports of milled rice and other agricultural commodities have also surged, while domestic tourism has supported a partial recovery of the travel and tourism industry. In September, the Asian Development Bank (ADB) revised its 2020 growth forecast for the Kingdom upward, citing the country's improved agricultural performance and an increase in volume in non-garment manufacturing exports such as bicycles and electronics. (*Khmer Time New*)

#### **CAMBODIA : China firm backs Battambang solar farm**

The Chinese-based Risen Energy inked a long-term debt financing agreement worth \$45 million to back a 60MW solar energy project in Battambang province. The deal was signed with Germany's DEG, the European Investment Bank (and 11 European development finance institutions) and the Interact Climate Change Facility SA (ICCF), a company owned by the French Development Agency (known by its French acronym AFD), Risen Energy said in a press release. Risen Energy said it is the only Chinese company in the industry to obtain project financing from both DEG and EBRD, which it said demonstrates its strong international financing capabilities. Its success in securing financing for the Cambodian project represents Risen Energy's new growth phase in the Cambodian market as well as a milestone in its overseas market ventures, it said. DEG vice-president for infrastructure and energy in Eurasia Felix Busse said the DEG is "very proud" in taking an active role in helping the Kingdom on the path to a renewable energy future. The project will be one of the first major utility-scale solar power stations in the Kingdom thanks to "successful collaboration with Risen Group", he said. He said in the press release: "On the back of this successful transaction, DEG is looking to do more projects in the renewable sector in the region to accelerate the growth of green energy capacities and to combat carbon emissions." Risen Energy director of overseas project finance and investment Zhang Jieling said her company is grateful to work with DEG, which she described as a global development finance institution with "rich experiences and good reputation" in cross-border project coordination. (*Phnom Penh Post*)

#### **CAMBODIA : \$115M given for rural infrastructure**

The EU, Germany and France will invest \$115 million to develop rural infrastructure in Cambodia, a joint press release said on December 21. Representatives of the Cambodian government, German development bank KfW, Agence Francaise de Developpement (AFD) and the EU inked agreements for the financing of the Rural Infrastructure Development Programme for Cambodia (RID4CAM), it said. The programme aims to improve the road network and develop rural infrastructure in the central plains region of Cambodia, it said, noting that it has the highest population density and is most vulnerable to the impacts of climate change. It said RID4CAM aims to finance the construction of complementary infrastructure in the drinking water and sanitation, agriculture, health and education sectors, as well as strengthen the capacities of all the actors involved. RID4CAM is co-financed by KfW, acting on behalf of the German government, AFD and the EU. KfW will provide a combination of loans and grants totalling €37.1 million (\$45.2 million), AFD a €50 million loan and the EU a €8.73 million grant. French ambassador to Cambodia Eva Nguyen Binh said: "I am particularly pleased to see how this RID4CAM project confirms the ability and agility of the European Union Delegation to Cambodia and France and Germany as member-states to work together for the benefit of rural populations. (*Phnom Penh Post*)

#### **JAPAN : Japan's renewable energy sector seeks carbon-neutral windfall**

Japan needs to boost renewable energy by reforming outdated policies on land use and the national grid if it is to meet a new goal of carbon neutrality by 2050, industry players and experts say. Since announcing the 2050 target last month, Prime Minister Yoshihide Suga's government has pledged to spend \$20 billion on green tech and set ambitious new wind power targets. But the world's third-largest economy has a lot of catching up to do, said Ken Isono, the CEO of renewable energy company Shizen Energy. He said: "Japan could be a leading country in solar, 15 years ago it used to be . . . But I think Japan lacked vision and so it got totally left behind." Critics have long bemoaned a lack of ambition in Japan's policy, which currently aims for 22-24 per cent of the country's energy to come from renewables by 2030. Around 17 per cent already came from renewables in 2017, and a combination of growth in the sector and a pandemic-related fall in demand means Japan is on track to meet its 2030 target this year. Japan was the sixth-biggest contributor to global greenhouse emissions in 2017, according to the International Energy Agency. It relies heavily on coal and liquefied natural gas, particularly with many of its nuclear reactors still offline after the 2011 Fukushima accident. Isono, whose firm works in solar, wind and hydroelectric, thinks the government should set a goal of "at least 40 per cent" renewable energy by 2030, which he calls realistic rather than visionary. But getting there will require concrete action, particularly on land use, he argued. Japan is sometimes assumed to struggle with renewables because its mountainous territory is ill-suited for solar and wind installation. But Isono said that is "an excuse", pointing to the country's comparatively abundant abandoned and underutilised farmland. (*Phnom Penh Post*)

**UK : UK, France ease transport ban to restore vital supply chains**

France and Britain will reopen cross-border travel after a snap 48-hour ban to curb the spread of a new Coronavirus variant threatened UK supply chains. Much of Europe swiftly banned British travellers and UK freight entering their nations after the discovery of a more transmissible variant of COVID-19 in Britain. On Tuesday, dramatic images showed hundreds of lorries backed up in Dover, with British Prime Minister Boris Johnson facing growing pressure to resolve the deadlock even as the post-Brexit trade deal deadline loomed. UK Transport Secretary Grant Shapps announced late on Tuesday that Britain and France had settled on a protocol that "will see the French border reopen to those travelling for urgent reasons, provided they have a certified negative COVID test". However, he urged lorry drivers not to head to the southern county of Kent in expectations of boarding a ferry or train. French Transport Minister Jean-Baptiste Djebbari also confirmed that air travel, boats and Eurostar trains would "resume service as of tomorrow morning". "French nationals, people living in France and those with a legitimate reason will have to be carrying a negative test," he said. Despite the breakthrough in talks, congestion around the key southern port of Dover remains unlikely to recede in the short term. (*Khmer Time New*)

### Historical Trading Data (Latest Month)

| Date     | Index/Stock | Open   | High   | Low    | Close  | Change  | Δ (%)  | Volume  | Value (mil. KHR) | Value (\$)* | Mar. Cap. (mil. KHR) | Remain Quantity |         |
|----------|-------------|--------|--------|--------|--------|---------|--------|---------|------------------|-------------|----------------------|-----------------|---------|
|          |             |        |        |        |        |         |        |         |                  |             |                      | Sell            | Buy     |
| 25/12/20 | Index       | 646.34 | 650.00 | 644.69 | 646.06 | 0.17    | ▲0.03% | 103,817 | 232,753,460      | 58,188      | 9,798,703            | 142,500         | 126,499 |
|          | PPWSA       | 6,100  | 6,100  | 5,900  | 6,080  | 140.00  | ▲2.35% | 3,277   | 19,392,840       | 4,848.21    | 528,797              | 28,095          | 7,712   |
|          | GTI         | 3,350  | 3,350  | 3,250  | 3,250  | 0.00    | 0.00%  | 23      | 76,850           | 19.21       | 130,000              | 4,669           | 1,418   |
|          | PPAP        | 11,700 | 11,780 | 11,580 | 11,780 | 180.00  | ▲1.55% | 217     | 2,536,220        | 634.06      | 243,662              | 3,054           | 3,882   |
|          | PPSP        | 1,330  | 1,330  | 1,270  | 1,290  | -40.00  | ▼3.00% | 94,839  | 122,063,570      | 30,515.89   | 92,719               | 75,762          | 103,259 |
|          | PAS         | 14,180 | 14,180 | 13,980 | 13,980 | -20.00  | ▼0.14% | 194     | 2,715,800        | 678.95      | 1,199,092            | 5,666           | 2,417   |
|          | ABC         | 17,120 | 17,120 | 17,000 | 17,040 | -20.00  | ▼0.11% | 4,995   | 85,156,120       | 21,289.03   | 7,381,098            | 13,914          | 5,027   |
|          | PEPC        | 2,990  | 2,990  | 2,970  | 2,980  | 0.00    | 0.00%  | 272     | 812,060          | 203.02      | 223,336              | 11,340          | 2,784   |
| 24/12/20 | Index       | 644.49 | 648.30 | 641.98 | 645.89 | 1.45    | ▲0.23% | 90,581  | 206,585,190      | 51,646      | 9,796,058            | 148,149         | 86,927  |
|          | PPWSA       | 5,640  | 6,100  | 5,640  | 5,940  | -60.00  | ▼1.00% | 99      | 589,200          | 147.30      | 516,621              | 29,065          | 8,677   |
|          | GTI         | 3,340  | 3,340  | 3,250  | 3,250  | -100.00 | ▼2.98% | 573     | 1,884,660        | 471.17      | 130,000              | 5,331           | 1,256   |
|          | PPAP        | 11,560 | 11,600 | 11,560 | 11,600 | 0.00    | 0.00%  | 197     | 2,280,760        | 570.19      | 239,939              | 5,536           | 3,800   |
|          | PPSP        | 1,350  | 1,350  | 1,290  | 1,330  | -10.00  | ▼0.74% | 78,443  | 102,509,850      | 25,627.46   | 95,594               | 79,298          | 61,611  |
|          | PAS         | 14,100 | 14,100 | 13,920 | 14,000 | 100.00  | ▲0.71% | 96      | 1,339,940        | 334.99      | 1,200,808            | 6,476           | 3,262   |
|          | ABC         | 17,020 | 17,100 | 17,020 | 17,060 | 40.00   | ▲0.23% | 4,593   | 78,384,780       | 19,596.20   | 7,389,761            | 12,419          | 4,487   |
|          | PEPC        | 2,850  | 3,000  | 2,850  | 2,980  | 80.00   | ▲2.75% | 6,580   | 19,596,000       | 4,899.00    | 223,336              | 10,024          | 3,834   |
| 23/12/20 | Index       | 646.86 | 648.26 | 644.44 | 644.44 | -2.39   | ▼0.37% | 231,803 | 470,064,610      | 117,516     | 9,774,096            | 136,187         | 57,566  |
|          | PPWSA       | 6,100  | 6,100  | 6,000  | 6,000  | 0.00    | 0.00%  | 443     | 2,671,280        | 667.82      | 521,839              | 10,402          | 4,763   |
|          | GTI         | 3,300  | 3,350  | 3,020  | 3,350  | 0.00    | 0.00%  | 1,064   | 3,249,670        | 812.42      | 134,000              | 1,671           | 516     |
|          | PPAP        | 11,740 | 11,740 | 11,500 | 11,600 | -140.00 | ▼1.19% | 639     | 7,409,540        | 1,852.39    | 239,939              | 5,616           | 2,963   |
|          | PPSP        | 1,380  | 1,400  | 1,300  | 1,340  | -10.00  | ▼0.74% | 217,740 | 290,205,690      | 72,551.42   | 96,313               | 89,925          | 40,703  |
|          | PAS         | 14,160 | 14,160 | 13,900 | 13,900 | -280.00 | ▼1.97% | 462     | 6,479,120        | 1,619.78    | 1,192,230            | 6,360           | 1,920   |
|          | ABC         | 17,040 | 17,080 | 17,000 | 17,020 | -20.00  | ▼0.11% | 8,986   | 152,911,660      | 38,227.92   | 7,372,435            | 16,677          | 4,697   |
|          | PEPC        | 2,900  | 3,000  | 2,850  | 2,900  | 0.00    | 0.00%  | 2,469   | 7,137,650        | 1,784.41    | 217,341              | 5,536           | 2,004   |
| 22/12/20 | Index       | 651.10 | 651.10 | 645.83 | 646.83 | -3.16   | ▼0.49% | 158,303 | 356,692,040      | 89,173      | 9,810,390            | 99,597          | 88,013  |
|          | PPWSA       | 6,100  | 6,100  | 5,900  | 6,000  | 20.00   | ▲0.33% | 1,076   | 6,444,820        | 1,611.21    | 521,839              | 8,493           | 3,945   |
|          | GTI         | 3,350  | 3,400  | 3,350  | 3,350  | -130.00 | ▼3.73% | 230     | 771,500          | 192.88      | 134,000              | 10,949          | 957     |
|          | PPAP        | 11,800 | 11,900 | 11,400 | 11,740 | -200.00 | ▼1.67% | 3,995   | 45,744,280       | 11,436.07   | 242,834              | 3,769           | 2,661   |
|          | PPSP        | 1,440  | 1,440  | 1,310  | 1,350  | 0.00    | 0.00%  | 144,860 | 194,743,610      | 48,685.90   | 97,031               | 46,972          | 65,640  |
|          | PAS         | 14,000 | 14,180 | 14,000 | 14,180 | 0.00    | 0.00%  | 607     | 8,501,240        | 2,125.31    | 1,216,246            | 3,902           | 2,775   |
|          | ABC         | 17,100 | 17,100 | 17,040 | 17,040 | -60.00  | ▼0.35% | 5,538   | 94,505,920       | 23,626.48   | 7,381,098            | 11,455          | 10,307  |
|          | PEPC        | 3,100  | 3,100  | 2,900  | 2,900  | -190.00 | ▼6.14% | 1,997   | 5,980,670        | 1,495.17    | 217,341              | 14,057          | 1,728   |
| 21/12/20 | Index       | 655.46 | 655.56 | 646.15 | 649.99 | -1.49   | ▼0.23% | 89,369  | 264,420,170      | 66,105      | 9,858,216            | 104,980         | 118,394 |
|          | PPWSA       | 6,200  | 6,200  | 5,980  | 5,980  | 0.00    | 0.00%  | 5,194   | 31,493,800       | 7,873.45    | 520,100              | 28,193          | 8,620   |
|          | GTI         | 3,540  | 3,540  | 3,100  | 3,480  | 90.00   | ▲2.65% | 93      | 303,760          | 75.94       | 139,200              | 2,879           | 2,003   |
|          | PPAP        | 11,900 | 11,940 | 11,900 | 11,940 | 40.00   | ▲0.33% | 39      | 464,500          | 116.13      | 246,971              | 3,005           | 4,793   |
|          | PPSP        | 1,350  | 1,430  | 1,310  | 1,350  | 40.00   | ▲3.05% | 76,490  | 104,103,260      | 26,025.82   | 97,031               | 32,851          | 91,603  |
|          | PAS         | 14,200 | 14,200 | 14,180 | 14,180 | 120.00  | ▲0.85% | 35      | 496,560          | 124.14      | 1,216,246            | 5,305           | 2,422   |
|          | ABC         | 17,240 | 17,240 | 17,000 | 17,100 | -100.00 | ▼0.58% | 7,483   | 127,450,140      | 31,862.54   | 7,407,088            | 21,607          | 6,138   |
|          | PEPC        | 3,090  | 3,090  | 3,090  | 3,090  | 40.00   | ▲1.31% | 35      | 108,150          | 27.04       | 231,580              | 11,140          | 2,815   |
| 18/12/20 | Index       | 647.30 | 652.37 | 645.43 | 651.48 | 4.18    | ▲0.65% | 56,492  | 173,935,870      | 43,484      | 9,880,940            | 90,276          | 125,725 |
|          | PPWSA       | 5,900  | 6,100  | 5,880  | 5,980  | 100.00  | ▲1.70% | 15,010  | 89,922,400       | 22,480.60   | 520,100              | 7,701           | 11,555  |
|          | GTI         | 3,490  | 3,490  | 3,390  | 3,390  | 90.00   | ▲2.72% | 55      | 190,750          | 47.69       | 135,600              | 12,141          | 910     |
|          | PPAP        | 11,900 | 11,900 | 11,700 | 11,900 | 0.00    | 0.00%  | 286     | 3,354,600        | 838.65      | 246,144              | 2,934           | 14,764  |
|          | PPSP        | 1,350  | 1,350  | 1,290  | 1,310  | -40.00  | ▼2.96% | 39,062  | 51,397,180       | 12,849.30   | 94,156               | 26,975          | 79,469  |
|          | PAS         | 14,060 | 14,060 | 14,060 | 14,060 | 300.00  | ▲2.18% | 37      | 520,220          | 130.06      | 1,205,954            | 3,244           | 4,074   |
|          | ABC         | 17,080 | 17,200 | 17,080 | 17,200 | 60.00   | ▲0.35% | 1,592   | 27,265,760       | 6,816.44    | 7,450,404            | 12,361          | 8,298   |
|          | PEPC        | 3,090  | 3,090  | 2,750  | 3,050  | 30.00   | ▲0.99% | 450     | 1,284,960        | 321.24      | 228,582              | 24,920          | 6,655   |
| 17/12/20 | Index       | 646.61 | 647.51 | 645.82 | 647.30 | 0.69    | ▲0.11% | 79,951  | 149,829,550      | 37,457      | 9,817,548            | 94,891          | 80,519  |
|          | PPWSA       | 5,820  | 5,900  | 5,820  | 5,880  | 60.00   | ▲1.03% | 111     | 647,900          | 161.98      | 511,402              | 12,275          | 9,476   |
|          | GTI         | 3,300  | 3,300  | 3,300  | 3,300  | 0.00    | 0.00%  | 0       | 0                | 0.00        | 132,000              | 10,392          | 668     |
|          | PPAP        | 11,800 | 11,900 | 11,800 | 11,900 | 120.00  | ▲1.01% | 20      | 237,000          | 59.25       | 246,144              | 2,972           | 6,015   |
|          | PPSP        | 1,390  | 1,390  | 1,260  | 1,350  | -40.00  | ▼2.87% | 76,435  | 99,545,950       | 24,886.49   | 97,031               | 45,424          | 46,965  |
|          | PAS         | 13,900 | 13,900 | 13,760 | 13,760 | -240.00 | ▼1.71% | 414     | 5,753,200        | 1,438.30    | 1,180,222            | 3,107           | 2,447   |
|          | ABC         | 17,100 | 17,140 | 17,100 | 17,140 | 40.00   | ▲0.23% | 2,461   | 42,104,300       | 10,526.08   | 7,424,414            | 13,583          | 12,600  |
|          | PEPC        | 3,030  | 3,030  | 3,020  | 3,020  | 120.00  | ▲4.13% | 510     | 1,541,200        | 385.30      | 226,334              | 7,138           | 2,888   |
| 16/12/20 | Index       | 645.73 | 647.98 | 644.19 | 646.61 | -0.84   | ▼0.13% | 75,730  | 183,305,230      | 45,826      | 9,806,988            | 97,494          | 40,084  |
|          | PPWSA       | 5,820  | 5,820  | 5,800  | 5,820  | 0.00    | 0.00%  | 1,515   | 8,797,080        | 2,199.27    | 506,184              | 14,206          | 12,973  |
|          | GTI         | 3,300  | 3,300  | 3,300  | 3,300  | -100.00 | ▼2.94% | 1,000   | 3,300,000        | 825.00      | 132,000              | 3,534           | 903     |
|          | PPAP        | 11,780 | 11,780 | 11,780 | 11,780 | 0.00    | 0.00%  | 0       | 0                | 0.00        | 243,662              | 3,094           | 915     |
|          | PPSP        | 1,410  | 1,430  | 1,370  | 1,390  | -40.00  | ▼2.79% | 68,114  | 94,937,870       | 23,734.47   | 99,906               | 50,040          | 13,826  |
|          | PAS         | 14,000 | 14,000 | 14,000 | 14,000 | 120.00  | ▲0.86% | 100     | 1,400,000        | 350.00      | 1,200,808            | 4,692           | 3,805   |
|          | ABC         | 17,060 | 0      | 17,020 | 17,100 | -20.00  | ▼0.11% | 4,259   | 72,713,480       | 18,178.37   | 7,407,088            | 14,890          | 4,829   |
|          | PEPC        | 3,000  | 3,000  | 2,900  | 2,900  | -100.00 | ▼3.33% | 742     | 2,156,800        | 539.20      | 217,341              | 7,038           | 2,833   |
| 15/12/20 | Index       | 648.00 | 650.86 | 646.86 | 647.45 | -1.82   | ▼0.28% | 65,788  | 241,082,480      | 60,271      | 9,819,728            | 144,034         | 100,243 |
|          | PPWSA       | 5,920  | 5,920  | 5,820  | 5,820  | -100.00 | ▼1.68% | 2,286   | 13,377,020       | 3,344.26    | 506,184              | 13,930          | 13,731  |
|          | GTI         | 3,400  | 3,400  | 3,400  | 3,400  | 0.00    | 0.00%  | 7       | 23,800           | 5.95        | 136,000              | 10,819          | 1,585   |
|          | PPAP        | 11,800 | 11,800 | 11,780 | 11,780 | 80.00   | ▲0.68% | 23      | 271,000          | 67.75       | 243,662              | 3,174           | 2,815   |
|          | PPSP        | 1,490  | 1,490  | 1,400  | 1,430  | -60.00  | ▼4.02% | 52,783  | 74,767,530       | 18,691.88   | 102,781              | 78,124          | 67,488  |
|          | PAS         | 14,080 | 14,080 | 13,880 | 13,880 | -220.00 | ▼1.56% | 666     | 9,244,700        | 2,311.18    | 1,190,515            | 5,871           | 5,389   |
|          | ABC         | 17,160 | 17,160 | 17,100 | 17,120 | 20.00   | ▲0.11% | 8,050   | 137,730,080      | 34,432.52   | 7,415,751            | 22,691          | 5,716   |
|          | PEPC        | 2,810  | 3,080  | 2,810  | 3,000  | -80.00  | ▼2.59% | 1,973   | 5,668,350        | 1,417.09    | 224,835              | 9,425           | 3,519   |
| 14/12/20 | Index       | 653.27 | 653.27 | 646.82 | 649.27 | 1.76    | ▲0.27% | 60,134  | 192,370,640      | 48,093      | 9,838,708            | 111,587         | 59,571  |
|          | PPWSA       | 5,800  | 5,920  | 5,800  | 5,920  | 60.00   | ▲1.02% | 3,130   | 18,251,600       | 4,562.90    | 514,881              | 14,948          | 12,599  |
|          | GTI         | 3,400  | 3,400  | 3,390  | 3,400  | 200.00  | ▲6.25% | 1,433   | 4,871,800        | 1,217.95    | 136,000              | 1,701           | 1,222   |
|          | PPAP        | 11,800 | 11,800 | 11,500 | 11,700 | 0.00    | 0.00%  | 1,320   | 15,231,200       | 3,807.80    | 242,007              | 3,2             |         |

|          |       |        |        |        |        |         |        |        |             |           |           |         |        |
|----------|-------|--------|--------|--------|--------|---------|--------|--------|-------------|-----------|-----------|---------|--------|
|          | PPWSA | 5,880  | 5,880  | 5,700  | 5,860  | 0.00    | 0.00%  | 989    | 5,710,320   | 1,427.58  | 509,663   | 7,599   | 11,967 |
|          | GTI   | 3,000  | 3,200  | 3,000  | 3,200  | 210.00  | ▲7.02% | 240    | 720,400     | 180.10    | 128,000   | 1,245   | 1,790  |
|          | PPAP  | 11,800 | 11,800 | 11,700 | 11,700 | -100.00 | ▼0.84% | 365    | 4,290,000   | 1,072.50  | 242,007   | 4,025   | 2,161  |
|          | PPSP  | 1,530  | 1,530  | 1,530  | 1,530  | -10.00  | ▼0.00% | 4,247  | 6,497,910   | 1,624.48  | 109,969   | 71,284  | 33,211 |
|          | PAS   | 13,980 | 14,140 | 13,800 | 13,980 | 0.00    | 0.00%  | 2,637  | 36,904,360  | 9,226.09  | 1,199,092 | 5,225   | 5,311  |
|          | ABC   | 17,260 | 17,260 | 17,100 | 17,100 | -60.00  | ▼0.34% | 2,660  | 45,531,540  | 11,382.89 | 7,407,088 | 22,750  | 7,093  |
|          | PEPC  | 3,000  | 3,000  | 3,000  | 3,000  | 0.00    | 0.00%  | 200    | 600,000     | 150.00    | 224,835   | 13,413  | 3,491  |
|          | Index | 647.42 | 652.92 | 641.04 | 648.85 | 1.43    | ▲0.22% | 24,170 | 353,154,900 | 88,289    | 9,841,030 | 149,056 | 51,992 |
| 10/12/20 | PPWSA | 5,880  | 5,880  | 5,860  | 5,860  | 160.00  | ▲2.80% | 160    | 940,400     | 235.10    | 509,663   | 13,610  | 5,330  |
|          | GTI   | 3,000  | 3,000  | 2,990  | 2,990  | -10.00  | ▼0.33% | 30     | 89,800      | 22.45     | 119,600   | 285     | 1,679  |
|          | PPAP  | 11,700 | 11,800 | 11,700 | 11,800 | 0.00    | 0.00%  | 448    | 5,276,400   | 1,319.10  | 244,076   | 3,850   | 2,394  |
|          | PPSP  | 1,540  | 1,540  | 1,540  | 1,540  | 0.00    | 0.00%  | 2,000  | 3,080,000   | 770.00    | 110,688   | 78,770  | 26,266 |
|          | PAS   | 13,620 | 13,980 | 13,500 | 13,980 | -120.00 | ▼0.85% | 3,695  | 50,332,600  | 12,583.15 | 1,199,092 | 9,945   | 4,051  |
|          | ABC   | 17,100 | 17,300 | 17,000 | 17,160 | 60.00   | ▲0.35% | 17,089 | 291,150,880 | 72,787.72 | 7,433,077 | 27,881  | 9,249  |
|          | PEPC  | 3,100  | 3,100  | 3,000  | 3,000  | -100.00 | ▼3.22% | 748    | 2,284,820   | 571.21    | 224,835   | 14,715  | 3,023  |
|          | Index | 646.77 | 649.71 | 646.03 | 647.42 | 0.39    | ▲0.06% | 78,451 | 258,916,360 | 64,729    | 9,819,312 | 128,585 | 50,813 |
|          | PPWSA | 5,780  | 5,800  | 5,700  | 5,700  | -100.00 | ▼1.72% | 4,122  | 23,736,500  | 5,934.13  | 495,747   | 12,456  | 7,849  |
|          | GTI   | 2,900  | 3,000  | 2,900  | 3,000  | 0.00    | 0.00%  | 52     | 151,000     | 37.75     | 120,000   | 1,558   | 1,905  |
|          | PPAP  | 11,800 | 11,900 | 11,800 | 11,800 | 0.00    | 0.00%  | 420    | 4,969,100   | 1,242.28  | 244,076   | 3,266   | 2,222  |
|          | PPSP  | 1,580  | 1,580  | 1,500  | 1,540  | -20.00  | ▼1.28% | 65,861 | 99,623,560  | 24,905.89 | 110,688   | 78,579  | 24,365 |
|          | PAS   | 14,000 | 14,200 | 13,800 | 14,100 | 100.00  | ▲0.71% | 1,825  | 25,543,380  | 6,385.85  | 1,209,385 | 4,707   | 4,504  |
|          | ABC   | 17,100 | 17,200 | 17,100 | 17,100 | 0.00    | 0.00%  | 6,121  | 104,737,820 | 26,184.46 | 7,407,088 | 12,101  | 5,985  |
|          | PEPC  | 3,100  | 3,100  | 3,100  | 3,100  | 100.00  | ▲3.33% | 50     | 155,000     | 38.75     | 232,330   | 15,918  | 3,983  |
|          | Index | 647.52 | 650.70 | 646.98 | 647.03 | 0.17    | ▲0.03% | 55,694 | 167,823,850 | 41,956    | 9,813,375 | 104,320 | 75,932 |
|          | PPWSA | 5,660  | 5,800  | 5,660  | 5,800  | 140.00  | ▲2.47% | 70     | 400,960     | 100.24    | 504,444   | 11,100  | 11,202 |
|          | GTI   | 3,000  | 3,000  | 3,000  | 3,000  | 250.00  | ▲9.09% | 41     | 123,000     | 30.75     | 120,000   | 1,409   | 4,904  |
|          | PPAP  | 11,800 | 11,800 | 11,700 | 11,800 | 0.00    | 0.00%  | 96     | 1,128,500   | 282.13    | 244,076   | 4,206   | 2,710  |
|          | PPSP  | 1,600  | 1,600  | 1,500  | 1,560  | -20.00  | ▼1.26% | 47,272 | 72,318,620  | 18,079.66 | 112,125   | 55,157  | 37,128 |
|          | PAS   | 14,180 | 14,180 | 14,000 | 14,000 | 20.00   | ▲0.14% | 777    | 10,983,680  | 2,745.92  | 1,200,808 | 4,527   | 8,941  |
|          | ABC   | 17,100 | 17,180 | 17,100 | 17,100 | -20.00  | ▼0.11% | 4,285  | 73,374,040  | 18,343.51 | 7,407,088 | 12,733  | 9,526  |
|          | PEPC  | 3,140  | 3,140  | 3,000  | 3,000  | -150.00 | ▼4.76% | 3,153  | 9,495,050   | 2,373.76  | 224,835   | 15,188  | 1,521  |
|          | Index | 645.23 | 650.26 | 644.58 | 646.86 | 0.49    | ▲0.08% | 27,110 | 225,486,710 | 56,372    | 9,810,826 | 104,481 | 74,012 |
|          | PPWSA | 5,680  | 5,680  | 5,660  | 5,660  | -20.00  | ▼0.35% | 7,214  | 40,954,740  | 10,238.69 | 492,268   | 18,528  | 4,684  |
|          | GTI   | 2,800  | 2,800  | 2,750  | 2,750  | 30.00   | ▲1.10% | 1,303  | 3,648,250   | 912.06    | 110,000   | 1,000   | 2,452  |
|          | PPAP  | 11,700 | 11,800 | 11,680 | 11,800 | 120.00  | ▲1.02% | 2,060  | 24,189,560  | 6,047.39  | 244,076   | 3,594   | 4,422  |
|          | PPSP  | 1,590  | 1,590  | 1,550  | 1,580  | 30.00   | ▲1.93% | 5,230  | 8,204,000   | 2,051.00  | 113,563   | 47,366  | 44,885 |
|          | PAS   | 13,980 | 14,200 | 13,980 | 13,980 | -220.00 | ▼1.54% | 3,700  | 52,175,960  | 13,043.99 | 1,199,092 | 6,757   | 4,633  |
|          | ABC   | 17,020 | 17,180 | 17,020 | 17,120 | 60.00   | ▲0.35% | 5,173  | 88,558,500  | 22,139.63 | 7,415,751 | 7,010   | 10,114 |
|          | PEPC  | 3,200  | 3,200  | 3,150  | 3,150  | -50.00  | ▼1.56% | 2,430  | 7,755,700   | 1,938.93  | 236,077   | 20,226  | 2,822  |
|          | Index | 645.08 | 646.43 | 642.69 | 646.37 | 1.94    | ▲0.30% | 18,029 | 196,614,980 | 49,154    | 9,803,354 | 104,140 | 70,379 |
|          | PPWSA | 5,680  | 5,800  | 5,680  | 5,680  | -20.00  | ▼0.35% | 2,117  | 12,055,200  | 3,013.80  | 494,008   | 13,864  | 7,411  |
|          | GTI   | 2,720  | 2,720  | 2,720  | 2,720  | 20.00   | ▲0.74% | 0      | 0           | 0.00      | 108,800   | 1,300   | 2,605  |
|          | PPAP  | 11,680 | 11,680 | 11,680 | 11,680 | 60.00   | ▲0.51% | 74     | 864,320     | 216.08    | 241,593   | 5,346   | 2,636  |
|          | PPSP  | 1,590  | 1,590  | 1,550  | 1,550  | -40.00  | ▼3.43% | 1,362  | 2,164,380   | 541.10    | 111,406   | 52,634  | 40,032 |
|          | PAS   | 13,800 | 14,200 | 13,780 | 14,200 | 400.00  | ▲2.89% | 5,743  | 80,943,280  | 20,235.82 | 1,217,962 | 5,709   | 4,959  |
|          | NEW   | 17,120 | 17,120 | 17,040 | 17,060 | -40.00  | ▼0.23% | 5,263  | 89,937,800  | 22,484.45 | 7,389,761 | 17,521  | 10,277 |
|          | PEPC  | 2,900  | 3,200  | 2,900  | 3,200  | 200.00  | ▲6.66% | 3,470  | 10,650,000  | 2,662.50  | 239,824   | 7,766   | 2,459  |
|          | Index | 645.16 | 647.16 | 640.45 | 644.43 | -0.63   | ▼0.10% | 48,793 | 154,378,620 | 38,595    | 9,773,956 | 123,515 | 45,976 |
|          | PPWSA | 5,840  | 5,840  | 5,700  | 5,700  | -140.00 | ▼2.39% | 3,187  | 18,175,080  | 4,543.77  | 495,747   | 19,669  | 4,791  |
|          | GTI   | 2,700  | 2,700  | 2,700  | 2,700  | 0.00    | 0.00%  | 0      | 0           | 0.00      | 108,000   | 1,300   | 2,590  |
|          | PPAP  | 11,680 | 11,700 | 11,620 | 11,620 | -80.00  | ▼0.68% | 223    | 2,600,360   | 650.09    | 240,352   | 5,960   | 141    |
|          | PPSP  | 1,620  | 1,620  | 1,550  | 1,590  | -10.00  | ▼0.62% | 40,722 | 63,178,740  | 15,794.69 | 114,281   | 62,604  | 24,616 |
|          | PAS   | 13,500 | 13,800 | 13,460 | 13,800 | 180.00  | ▲1.32% | 1,266  | 17,142,020  | 4,285.51  | 1,183,653 | 8,592   | 5,630  |
|          | ABC   | 17,100 | 17,180 | 17,000 | 17,100 | 0.00    | 0.00%  | 3,063  | 52,286,420  | 13,071.61 | 7,407,088 | 12,438  | 6,591  |
|          | PEPC  | 3,000  | 3,000  | 3,000  | 3,000  | -140.00 | ▼4.45% | 332    | 996,000     | 249.00    | 224,835   | 12,952  | 1,617  |
|          | Index | 644.03 | 646.74 | 638.32 | 645.06 | 0.76    | ▲0.12% | 74,899 | 224,522,990 | 56,131    | 9,783,559 | 111,119 | 67,973 |
|          | PPWSA | 5,700  | 5,840  | 5,700  | 5,840  | 140.00  | ▲2.45% | 3,365  | 19,198,780  | 4,799.70  | 507,923   | 14,744  | 2,351  |
|          | GTI   | 2,700  | 2,700  | 2,700  | 2,700  | -100.00 | ▼3.57% | 3,566  | 9,628,200   | 2,407.05  | 108,000   | 1,100   | 4,023  |
|          | PPAP  | 11,680 | 11,700 | 11,680 | 11,700 | 20.00   | ▲0.17% | 2,017  | 23,578,900  | 5,894.73  | 242,007   | 6,348   | 1,070  |
|          | PPSP  | 1,620  | 1,620  | 1,550  | 1,600  | -20.00  | ▼1.23% | 61,400 | 95,453,090  | 23,863.27 | 115,000   | 59,811  | 47,812 |
|          | PAS   | 14,000 | 14,000 | 13,620 | 13,620 | 0.00    | 0.00%  | 216    | 2,961,920   | 740.48    | 1,168,214 | 8,741   | 3,398  |
|          | ABC   | 16,900 | 17,100 | 16,900 | 17,100 | 0.00    | 0.00%  | 4,315  | 73,639,300  | 18,409.83 | 7,407,088 | 8,732   | 8,607  |
|          | PEPC  | 3,140  | 3,140  | 3,140  | 3,140  | 60.00   | ▲1.94% | 20     | 62,800      | 15.70     | 235,327   | 11,643  | 712    |
|          | Index | 645.82 | 646.51 | 642.37 | 644.30 | -1.67   | ▼0.42% | 20,503 | 109,735,970 | 27,434    | 9,771,910 | 94,297  | 69,613 |
|          | PPWSA | 5,700  | 5,740  | 5,700  | 5,700  | 0.00    | 0.00%  | 1,159  | 6,626,300   | 1,656.58  | 495,747   | 9,295   | 3,962  |
|          | GTI   | 2,700  | 2,800  | 2,700  | 2,800  | 0.00    | 0.00%  | 6,050  | 16,635,000  | 4,158.75  | 112,000   | 3,646   | 3,370  |
|          | PPAP  | 11,500 | 11,680 | 11,500 | 11,680 | 0.00    | 0.00%  | 236    | 2,716,700   | 679.18    | 241,593   | 885     | 1,411  |
|          | PPSP  | 1,610  | 1,620  | 1,550  | 1,620  | 30.00   | ▲1.88% | 6,830  | 10,817,240  | 2,704.31  | 116,438   | 46,573  | 52,349 |
|          | PAS   | 13,800 | 13,800 | 13,620 | 13,620 | -80.00  | ▼0.58% | 328    | 4,495,600   | 1,123.90  | 1,168,214 | 9,611   | 1,133  |
|          | ABC   | 17,160 | 17,160 | 17,060 | 17,100 | -60.00  | ▼0.34% | 3,597  | 61,476,680  | 15,369.17 | 7,407,088 | 15,692  | 6,531  |
|          | PEPC  | 3,000  | 3,090  | 3,000  | 3,080  | 70.00   | ▲2.32% | 2,303  | 6,968,450   | 1,742.11  | 230,831   | 8,595   | 857    |
|          | Index | 643.88 | 647.63 | 642.55 | 644.30 | -1.67   | ▼0.27% | 29,115 | 117,259,660 | 29,315    | 9,797,359 | 113,495 | 81,466 |
|          | PPWSA | 5,720  | 5,760  | 5,700  | 5,700  | -20.00  | ▼0.34% | 2,580  | 14,762,720  | 3,690.68  | 495,747   | 16,849  | 5,077  |
|          | GTI   | 2,900  | 2,900  | 2,800  | 2,800  | -100.00 | ▼3.44% | 1,086  | 3,060,800   | 765.20    | 112,000   | 6,114   | 3,340  |
|          | PPAP  | 11,680 | 11,680 | 11,680 | 11,680 | 0.00    | 0.00%  | 110    | 1,284,800   | 321.20    | 241,593   | 5,233   | 3,030  |
|          | PPSP  | 1,600  | 1,600  | 1,550  | 1,590  | -10.00  | ▼0.62% | 20,942 | 32,523,080  | 8,130.77  | 114,281   | 51,377  | 53,539 |
|          | PAS   | 13,000 | 13,780 | 13,000 | 13,700 | 20.00   | ▲0.14% | 988    | 13,102,740  | 3,275.69  | 1,175,076 | 6,529   | 3,954  |
|          | ABC   | 17,180 | 17,180 | 17,040 | 17,160 | -40.00  | ▼0.23% | 2,995  | 51,253,860  | 12,813.47 | 7,433,077 | 18,403  | 10,760 |
|          | PEPC  | 3,100  | 3,100  | 3,010  | 3,010  | -60.00  | ▼1.95% | 414    | 1,271,660   | 317.92    | 225,584   | 8,990   | 1,766  |

Source: Data from CSX, and Compiled by ACS  
\*Exchange Rate: USD1=KHR 4,000

## DISCLAIMER

ALL RESEARCH is based on material compiled from data considered to be reliable at the time of writing. However, information and opinions expressed will be subject to change at short notice, and no part of this report is to be construed as an offer or solicitation of an offer to transact any securities or financial instruments whether referred to herein or otherwise. We do not accept any liability directly or indirectly that may arise from investment decision-making based on this report. The company, its directors, officers, employees and/or connected persons may periodically hold an interest in the securities mentioned.

All Rights Reserved. No part of this publication may be used or re-produced without expressed permission from **ACLEDA SECURITIES PLC.**

## ACLEDA IN GROUP

### ACLEDA BANK PLC.

#### HEADQUARTERS

# 61, Preah Monivong Blvd., Sangkat Srah Chork,  
Khan Daun Penh, Phnom Penh, Kingdom of Cambodia.  
P.O. Box: 1149  
Tel: (855) 23 998 777 / 430 999  
Fax: (855) 23 998 666 / 430 555  
E-mail: [acledabank@acledabank.com.kh](mailto:acledabank@acledabank.com.kh)  
Website: [www.acledabank.com.kh](http://www.acledabank.com.kh)  
SWIFT: ACLBKHPP

### ACLEDA BANK PLC.

CASH SETTLEMENT, SECURITIES REGISTRAR, SECURITIES TRANSFER, AND  
PAYING AGENT

#### HEADQUARTERS

# 61, Preah Monivong Blvd., Sangkat Srah Chork,  
Khan Daun Penh, Phnom Penh, Kingdom of Cambodia.  
P.O. Box: 1149  
Tel: (855) 23 998 777 / 430 999  
Fax: (855) 23 998 666 / 430 555  
E-mail: [acledabank@acledabank.com.kh](mailto:acledabank@acledabank.com.kh)  
Website: [www.acledabank.com.kh](http://www.acledabank.com.kh)  
SWIFT: ACLBKHPP

### ACLEDA BANK LAO LTD.

#### HEADQUARTERS

#398, Corner of Dongpalane and Dongpaina Road, Unit 20,  
Phonesavanh  
Neua Village, Sisattanak District, Vientiane Capital, Lao PDR.  
P.O. Box: 1555  
Hotline :1800  
Tel: +856 (0)21 264 994 / 264 998  
Fax: +856 (0)21 264 995/ 219 228  
E-mail: [acledabank@acledabank.com.la](mailto:acledabank@acledabank.com.la)  
Website: [www.acledabank.com.la](http://www.acledabank.com.la)  
SWIFT: ACLBLALA

### ACLEDA SECURITIES PLC.

#### HEADQUARTERS

5<sup>th</sup> Floor, ACLEDA Building  
# 61, Preah Monivong Blvd., Sangkat Srah Chork,  
Khan Daun Penh, Phnom Penh, Kingdom of Cambodia.  
Tel: (855) 23 723 388 / 999 966 / 999 977  
Email: [acs.rep@acledasecurities.com.kh](mailto:acs.rep@acledasecurities.com.kh)  
Website: [www.acledasecurities.com.kh](http://www.acledasecurities.com.kh)

### ACLEDA INSTITUTE OF BUSINESS

#### HEADQUARTERS

Address: #1397, Phnom Penh-Hanoi  
Friendship Blvd., Phum Anlong Kngan, Sangkat Khmuonh, Khan  
Saensokh, Phnom Penh, Kingdom of Cambodia  
P. O. Box: 1149  
Tel: + 855 (0)23 881 790 / 999 944  
E-mail: [info@acleda-aib.edu.kh](mailto:info@acleda-aib.edu.kh)  
Website: [www.acleda-aib.edu.kh](http://www.acleda-aib.edu.kh)

### ACLEDA MFI MYANMAR CO., LTD.

#### HEADQUARTERS

#186(B), ShweGonTaing Road, Yae Tar Shae Block,  
Bahan Township, Yangon Region,  
The Republic of the Union of Myanmar.  
Tel: (+95-1) 559 475 / 552 956  
Website: [www.acledamfi.com.mm](http://www.acledamfi.com.mm)